

SEP Junior High Bullying Survey Fall/Winter 11

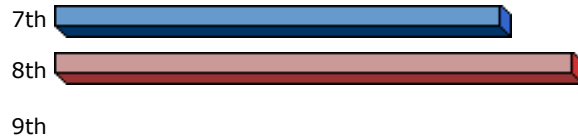
Report Index

[Delete Respondent](#)
[View By Respondent >](#)

Grade level:	Go
Gender:	Go
How do you feel about school?	Go
I have witnessed bullying at the Junior High:	Go
I have experienced bullying at the Junior High:	Go
Have you told any adult at the Junior High (teacher, principal etc.) that you have been bullied?	Go
I have carried out bullying at the Junior High:	Go
How often have you witnessed someone saying something cruel to others at school in the past month?	Go
How often have you witnessed someone being physically or verbally bullied at the Junior High in the past month?	Go
How often have you witnessed negative rumors, gossip, or secrets being told about someone at the Junior High in the past month?	Go
If name calling or verbal bullying has taken place, check each item that reflects the type of comment you heard:	Go
How often has name calling been accompanied or followed by physical bullying (being hit, punched, tripped, etc.) at the Junior High in the past month?	Go
The bullying I have WITNESSED (done to another student as I watched) was done by:	Go
The bullying I have EXPERIENCED (done to me) was done by:	Go
The bullying I have CARRIED OUT was done to:	Go
Where has most of the bullying that you are aware of taken place?	Go
Overall, how would you rate the efforts of adults at your school to prevent students from bullying or harassing one another?	Go
Overall, how would you rate the efforts of adults to make your school a safe place in which to learn?	Go
Overall, I believe there is a problem with bullying at my school.	Go
Some things I would like to see adults in my school do about bullying.	Go
Some things I would like other students do about bullying.	Go
We are considering restructuring our Junior High Schedule. What do you think of the current Junior High Schedule?	Go
If you would like a change, what would you like to see different in the future?	Go
What are your thoughts about the current schedule and what would you like to see?	Go

Grade level:


6th 
**Response
percent** **Response
total**
0.1%**1**

Total # of respondents **882**. Statistics based on **882** respondents

0 filtered; 0 skipped.

[Export Graph](#) [Top](#)


Gender:

Total # of respondents **882**. Statistics based on **882** respondents

0 filtered; 0 skipped.

[Export Graph](#) [Top](#)


How do you feel about school?

Total # of respondents **882**. Statistics based on **881** respondents

0 filtered; 1 skipped.

[Export Graph](#) [Top](#)

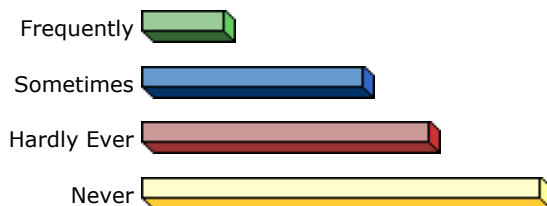
I have witnessed bullying at the Junior High:

Total # of respondents **882**. Statistics based on **882** respondents

0 filtered; 0 skipped.

[Export Graph](#) [Top](#)


I have experienced bullying at the Junior High:

Total # of respondents **882**. Statistics based on **882** respondents

0 filtered; 0 skipped.

[Export Graph](#) [Top](#)

Have you told any adult at the Junior High (teacher, principal etc.) that you have been bullied?




Total # of respondents **882**. Statistics based on **882** respondents

0 filtered; 0 skipped.

[Export Graph](#) [Top](#)

I have carried out bullying at the Junior High:

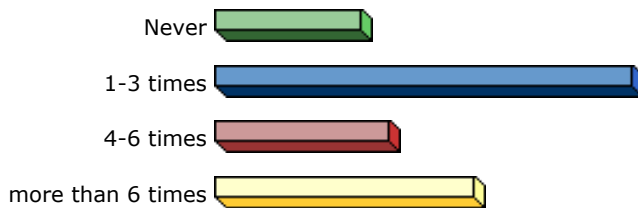


Total # of respondents **882**. Statistics based on **882** respondents

0 filtered; 0 skipped.

[Export Graph](#) [Top](#)

How often have you witnessed someone saying something cruel to others at school in the past month?




Total # of respondents **882**. Statistics based on **882** respondents

0 filtered; 0 skipped.

[Export Graph](#) [Top](#)

How often have you witnessed someone being physically or verbally bullied at the Junior High in the past month?

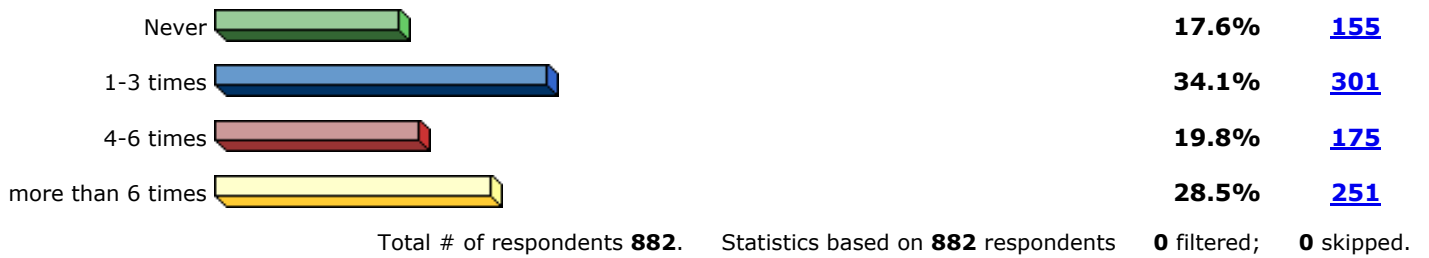


Total # of respondents **882**. Statistics based on **882** respondents

0 filtered; 0 skipped.

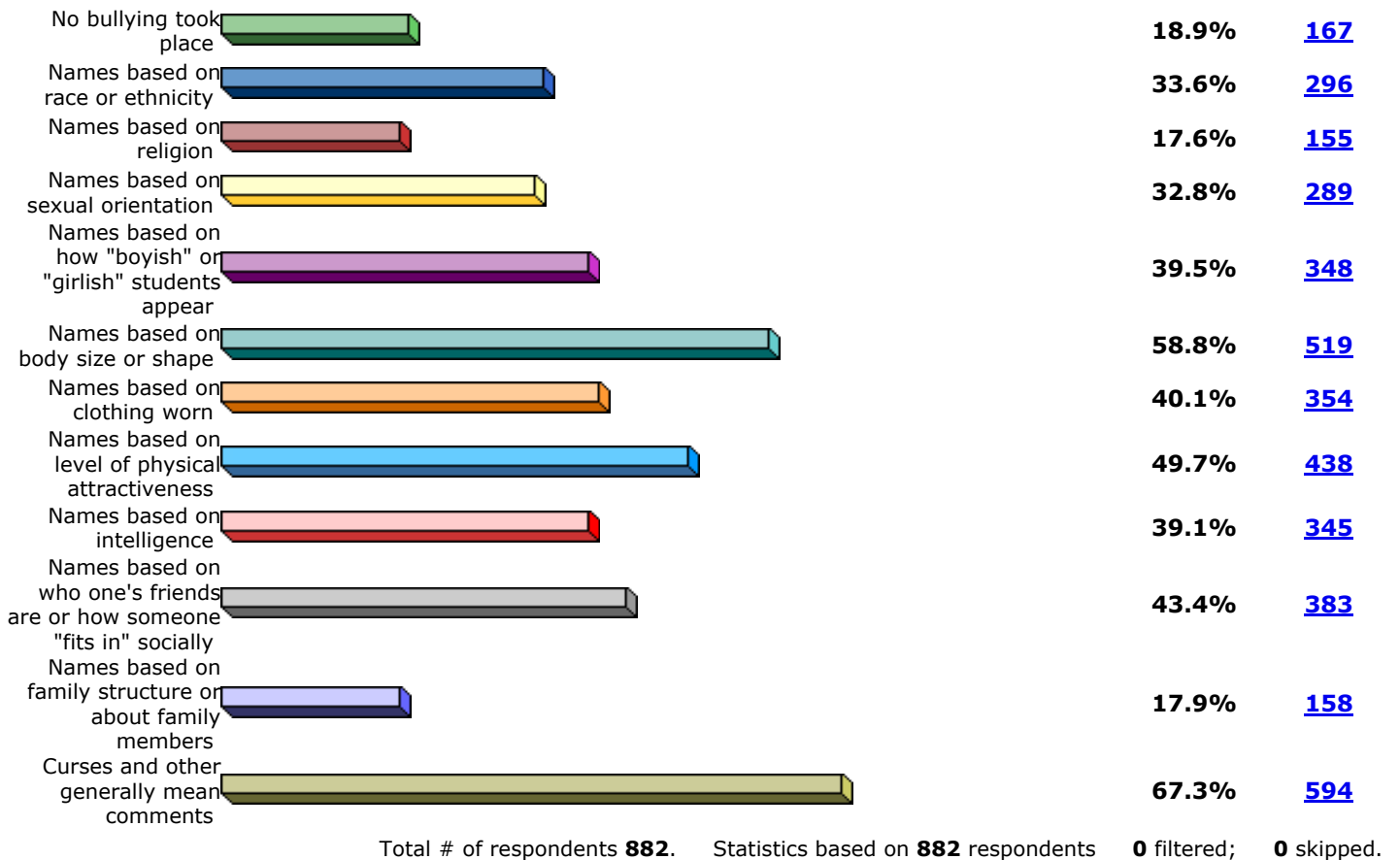
[Export Graph](#) [Top](#)

How often have you witnessed negative rumors, gossip, or secrets being told about someone at the Junior High in the past month?



[Export Graph](#) [Top](#)


If name calling or verbal bullying has taken place, check each item that reflects the type of comment you heard:



[Export Graph](#) [Top](#)

How often has name calling been accompanied or followed by physical bullying (being hit, punched, tripped, etc.) at the Junior High in the past month?




more than 6 times 

Total # of respondents **882**. Statistics based on **882** respondents

6.3% [56](#)
0 filtered; 0 skipped.

[Export Graph](#) [Top](#)

The bullying I have WITNESSED (done to another student as I watched) was done by:

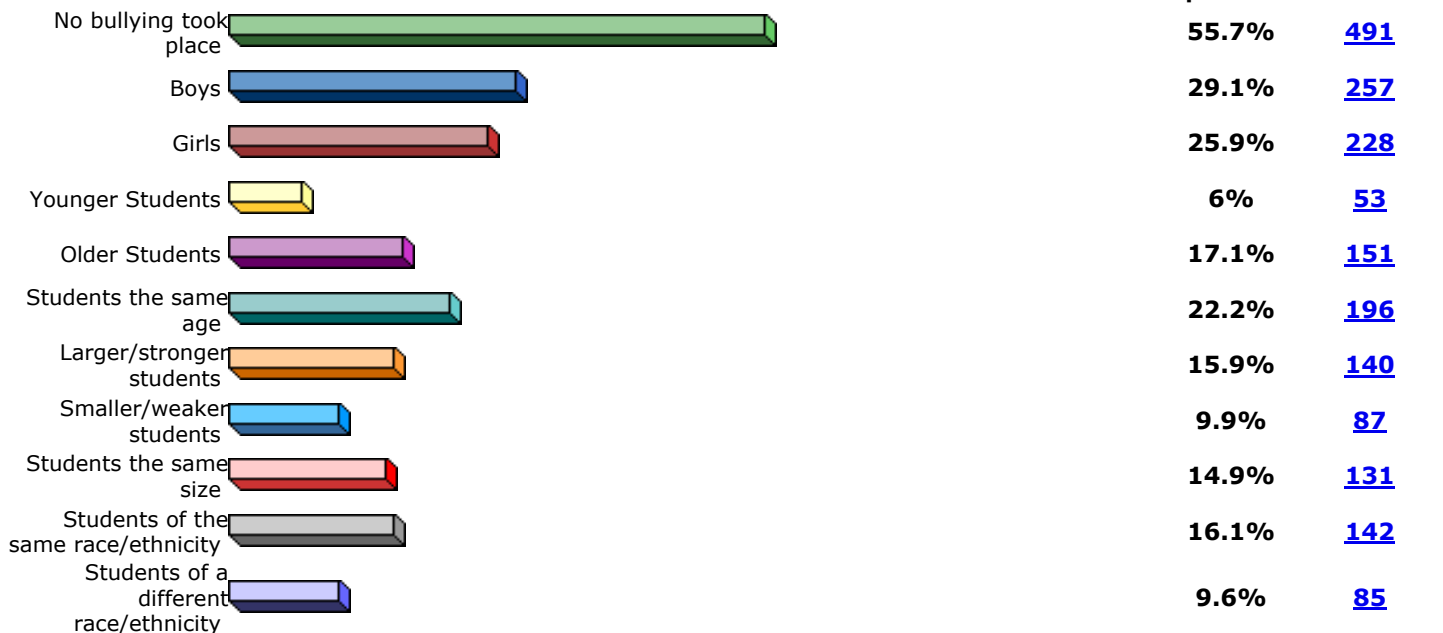


Total # of respondents **882**. Statistics based on **882** respondents

0 filtered; 0 skipped.

[Export Graph](#) [Top](#)

The bullying I have EXPERIENCED (done to me) was done by:



Total # of respondents **882**. Statistics based on **882** respondents

0 filtered; 0 skipped.

[Export Graph](#) [Top](#)

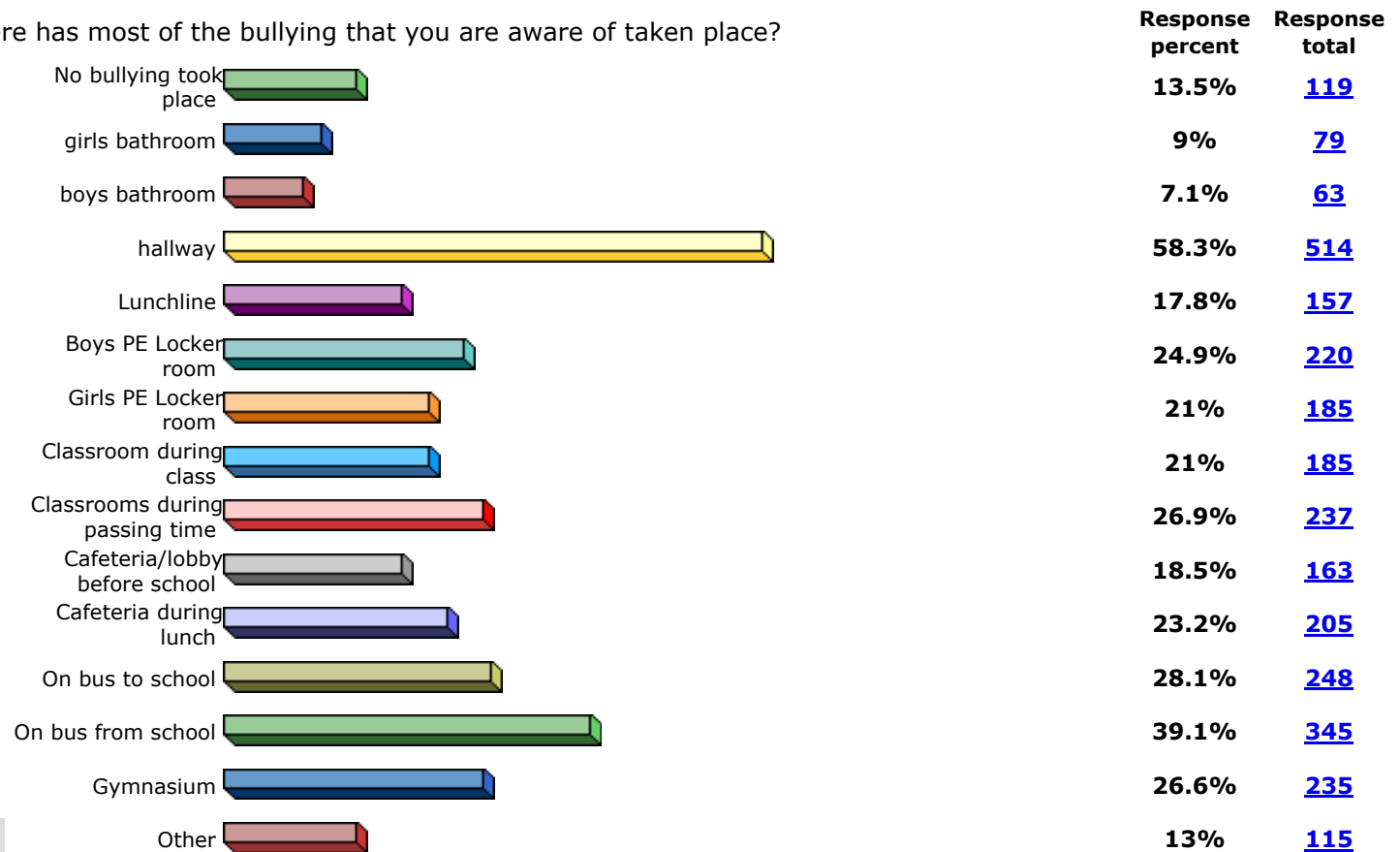
The bullying I have CARRIED OUT was done to:



Total # of respondents **882**. Statistics based on **882** respondents 0 filtered; 0 skipped.

[Export Graph](#) [Top](#)

Where has most of the bullying that you are aware of taken place?

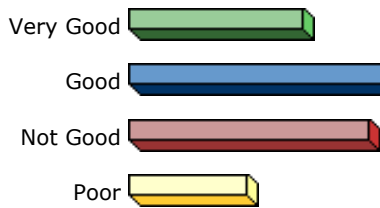


Total # of respondents **882**. Statistics based on **882** respondents 0 filtered; 0 skipped.

[View](#)

[Export Graph](#) [Top](#)

Overall, how would you rate the efforts of adults at your school to prevent students from bullying or harassing one another?



Total # of respondents **882**. Statistics based on **882** respondents

Response percent **Response total**

16.7% **147**

48.4% **427**

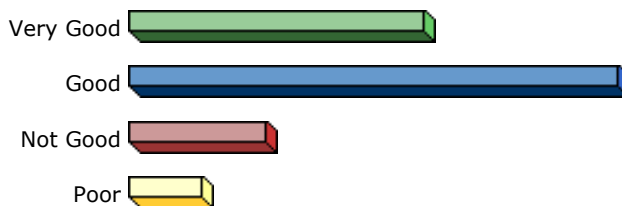
23.7% **209**

11.2% **99**

0 filtered; 0 skipped.

[Export Graph](#) [Top](#)

Overall, how would you rate the efforts of adults to make your school a safe place in which to learn?



Total # of respondents **882**. Statistics based on **882** respondents

Response percent **Response total**

29.6% **261**

50.8% **448**


13.4% **118**

6.2% **55**

0 filtered; 0 skipped.

[Export Graph](#) [Top](#)

Overall, I believe there is a problem with bullying at my school.



Total # of respondents **882**. Statistics based on **882** respondents

Response percent **Response total**

21% **185**

49.3% **435**

22.9% **202**

6.8% **60**

0 filtered; 0 skipped.

[Export Graph](#) [Top](#)

Some things I would like to see adults in my school do about bullying.

[View](#)

Total # of respondents **882**. Statistics based on **770** respondents

Response total

770

0 filtered; 112 skipped.

[Top](#)

Some things I would like other students do about bullying.

[View](#)

Total # of respondents **882**. Statistics based on **770** respondents

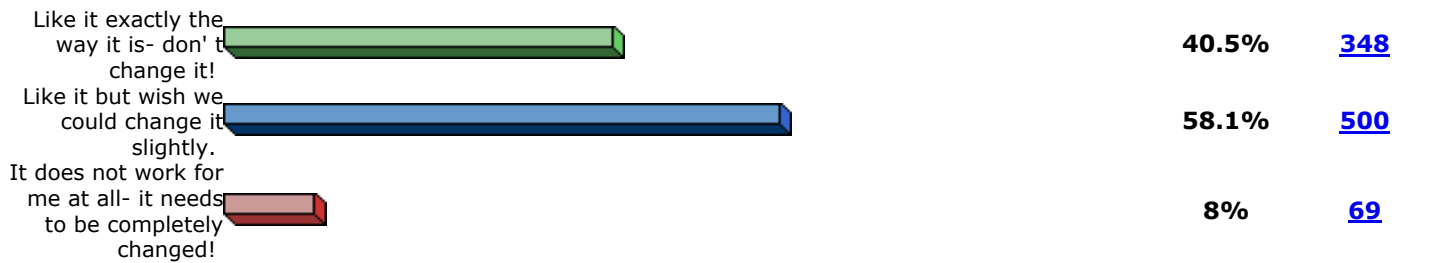
Response total

770

0 filtered; 112 skipped.



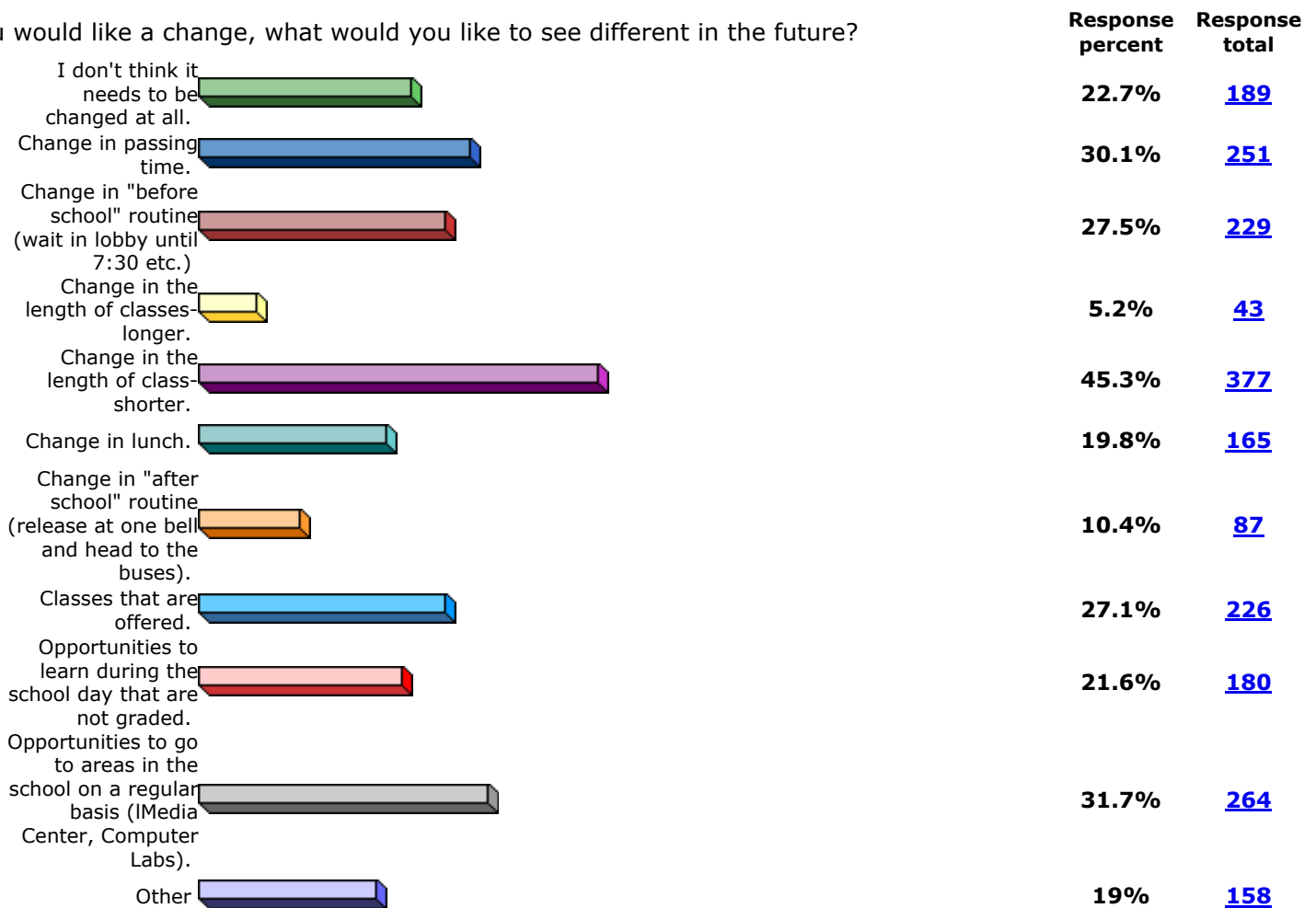
We are considering restructuring our Junior High Schedule. What do you think of the current Junior High Schedule?



Total # of respondents **882**. Statistics based on **860** respondents 0 filtered; 22 skipped.

[Export Graph](#) [Top](#)

If you would like a change, what would you like to see different in the future?



Total # of respondents **882**. Statistics based on **833** respondents 0 filtered; 49 skipped.

[Export Graph](#) [Top](#)

What are your thoughts about the current schedule and what would you like to see?

Response total
[619](#)

[View](#)

Total # of respondents **882**. Statistics based on **619** respondents **0** filtered; **263** skipped.

